



Club Health Assessment for District 300B 1 through December 2024

			Status	Membership							Reports					Finance	LCIF
Club Number	Club Name	Charter Date		Current Member Count	YTD Members Added	YTD Members Dropped	YTD Net Growth	YTD Net Growth%	Member Count 12 Months Ago	Avg. length of service for dropped members	Months Since Last MMR ***	Yrs. Since Last Officer Report	President Rotation	Vice President Reported ****	Months Since Last Activity Report ***	Account Balance	Donations for current Fiscal Year
			Number of times on status quo within last two years	If below 15 members appears				If net loss is greater than 20% appears			If no report in 3 months appears in	When more than one year appears in	Number of repeat terms	Notes the officers that do not have an active	If no report at 12 months appears in red		
Clubs more than two years old																	
52933	NEW TAIPEI CITY AN KUEI	04/17/1992	Active	66	7	1	6	10.00%	69	0	0			P,S,T,M,VP SC	8		
Exc Award (06/30/2016, 06/30/2022)																	
144240	New Taipei City Campus Blood	12/23/2020	Active	25	1	11	-10	-28.57%	35	3	5			T,M,VP,SC	1		
Exc Award (06/30/2023)																	
39297	NEW TAIPEI CITY CENTRAL	01/15/1981	Active	35	9	0	9	34.62%	30		5			P,T,M,VP,SC	20		
Exc Award (06/30/2022)																	
108883	NEW TAIPEI CITY CHANG JUNG	07/01/2010	Active	40	5	1	4	11.11%	36	14	0			P,S,T,M,VP SC	9		
Exc Award (06/30/2016, 06/30/2022, 06/30/2023)																	
77877	NEW TAIPEI CITY CHEN SHAN MEI	11/26/2003	Active	51	5	0	5	10.87%	55		1			P,T,M,VP,SC	10		
Exc Award (06/30/2016, 06/30/2022, 06/30/2023)																	
64755	NEW TAIPEI CITY CHENG KUN	10/26/2001	Active	45	0	0	0	0.00%	45		5			P,S,T,M,VP SC	21		
Exc Award (06/30/2016, 06/30/2022, 06/30/2023)																	
59862	NEW TAIPEI CITY CHESS KING	07/14/1997	Active	16	0	0	0	0.00%	15		8			P,S,T,M,VP SC	13		
Exc Award (06/30/2016, 06/30/2022)																	
55316	NEW TAIPEI CITY CHI HSIEN	02/21/1994	Active	26	0	1	-1	-3.70%	32	2	4			S,T,M,VP,SC	5		
Exc Award (06/30/2023)																	
42452	NEW TAIPEI CITY CHIN SHAN	03/21/1983	Active	16	0	0	0	0.00%	19		5			P,S,T,M,VP SC	21		
Exc Award (06/30/2021, 06/30/2022)																	
116065	NEW TAIPEI CITY CHING YING	02/13/2012	Active	25	0	3	-3	-10.71%	25	1	0		2	P,T,M,VP,SC	5		
Exc Award (06/30/2016, 06/30/2022, 06/30/2023)																	
60580	NEW TAIPEI CITY CHU LIN	03/31/1998	Active	27	2	0	2	8.00%	26		5			P,T,M,VP,SC	8		
Exc Award (06/30/2016, 06/30/2023)																	
53953	NEW TAIPEI CITY CHUNG HSIAO	12/31/1992	Active	36	0	0	0	0.00%	36		0			S,T,M,VP,SC	10		
Exc Award (06/30/2021, 06/30/2023)																	
43531	NEW TAIPEI CITY CHUNG KANG	02/22/1984	Active	65	9	0	9	16.07%	68		1			S,T,M,VP,SC	0		
Exc Award (06/30/2016, 06/30/2022, 06/30/2023)																	



Club Health Assessment for District 300B 1 through December 2024

			Status	Membership							Reports					Finance		LCIF
Club Number	Club Name	Charter Date		Current Member Count	YTD Members Added	YTD Members Dropped	YTD Net Growth	YTD Net Growth%	Member Count 12 Months Ago	Avg. length of service for dropped members	Months Since Last MMR ***	Yrs. Since Last Officer Report	President Rotation	Vice President Reported ****	Months Since Last Activity Report ***	Account Balance	Donations for current Fiscal Year	
			Number of times on status quo within last two years	If below 15 members appears					If net loss is greater than 20% appears		If no report in 3 months appears in	When more than one year appears in	Number of repeat terms	Notes the officers that do not have an active	If no report at 12 months appears in red			
43916	NEW TAIPEI CITY CHUNG SHAN Exc Award (06/30/2016, 06/30/2022)	05/30/1984	Active	125	0	0	0	0.00%	126		1			S,M,VP,SC	13			
29931	NEW TAIPEI CITY CHUNG YANG Exc Award (06/30/2023)	11/12/1974	Active	35	0	0	0	0.00%	39		6			P,T,M,VP,SC	24			
57843	NEW TAIPEI CITY CHUNG YI Exc Award (06/30/2023)	02/12/1996	Active	36	0	0	0	0.00%	45		1			P,T,M,VP,SC	1			
57258	NEW TAIPEI CITY CHUNG YUAN Exc Award (06/30/2021, 06/30/2023)	07/27/1995	Active	25	0	0	0	0.00%	35		5			P,S,T,M,VP SC	12			
48186	NEW TAIPEI CITY ELITE Exc Award (06/30/2016, 06/30/2022, 06/30/2023)	02/24/1988	Active	48	4	1	3	6.67%	47	1	1			P,M,VP,SC	7			
63533	NEW TAIPEI CITY ENVIRONMENTAL Exc Award (06/30/2016, 06/30/2022)	09/11/2000	Active	25	1	1	0	0.00%	27	8	1			T,M,VP,SC	3			
106534	NEW TAIPEI CITY FAR EAST Exc Award (06/30/2016, 06/30/2023)	08/31/2009	Active	45	0	0	0	0.00%	35		7			P,T,M,VP,SC	24			
42579	NEW TAIPEI CITY FU YING Exc Award (06/30/2016, 06/30/2023, 06/30/2024)	04/07/1983	Active	50	3	0	3	6.38%	49		5			P,S,T,M,VP SC	14			
126820	New Taipei City Global Exc Award (06/30/2021, 06/30/2022)	02/09/2016	Active	22	5	0	5	29.41%	23		0			P,S,T,M,VP SC	N/A			
53971	NEW TAIPEI CITY GUAN IN SHAN Exc Award (06/30/2016, 06/30/2023)	01/11/1993	Active	28	2	1	1	3.70%	27	16	5		2	S,M,VP,SC	9			
61018	NEW TAIPEI CITY HEROES Exc Award (06/30/2016, 06/30/2022)	07/14/1998	Active	26	1	0	1	4.00%	35		1			P,S,T,M,VP SC	15			
108884	NEW TAIPEI CITY HSI YUEH Exc Award (06/30/2016, 06/30/2022, 06/30/2023)	07/01/2010	Active	47	0	0	0	0.00%	47		2			P,S,M,VP,SC	21			
30115	NEW TAIPEI CITY HSIN CHUANG Exc Award (06/30/2021, 06/30/2022, 06/30/2023)	01/06/1975	Active	79	21	4	17	27.42%	70	10	0			T,M,VP,SC	3			
61037	NEW TAIPEI CITY HSIN HO Exc Award (06/30/2023)	07/20/1998	Active	25	0	2	-2	-7.41%	32	7	0			P,S,T,M,VP SC	24+			



Club Health Assessment for District 300B 1 through December 2024

			Status	Membership						Reports					Finance	LCIF	
Club Number	Club Name	Charter Date		Current Member Count	YTD Members Added	YTD Members Dropped	YTD Net Growth	YTD Net Growth%	Member Count 12 Months Ago	Avg. length of service for dropped members	Months Since Last MMR ***	Yrs. Since Last Officer Report	President Rotation	Vice President Reported ****	Months Since Last Activity Report ***	Account Balance	Donations for current Fiscal Year
			Number of times on status quo within last two years	If below 15 members appears				If net loss is greater than 20% appears			If no report in 3 months appears in	When more than one year appears in	Number of repeat terms	Notes the officers that do not have an active	If no report at 12 months appears in red		
117489	NEW TAIPEI CITY HSIN PEI	08/01/2012	Active	30	0	0	0	0.00%	30		8		2	S,M,VP,SC	0		
Exc Award (06/30/2021, 06/30/2022)																	
51985	NEW TAIPEI CITY HSIN TAI	08/23/1991	Active	36	1	2	-1	-2.70%	39	24	0		None	P,S,T,M,VP SC	8		
54749	NEW TAIPEI CITY HSIN YI	07/05/1993	Active	25	0	0	0	0.00%	25		16			P,M,VP,SC	24+		
Exc Award (06/30/2021, 06/30/2022)																	
55247	NEW TAIPEI CITY HSING JUNG	01/24/1994	Active	25	0	0	0	0.00%	25		18			T,M,VP,SC	24+		
Exc Award (06/30/2016, 06/30/2021, 06/30/2022)																	
61135	NEW TAIPEI CITY HUAN SHII	09/15/1998	Active	47	2	2	0	0.00%	46	12	4			P,M,VP,SC	20		
Exc Award (06/30/2022, 06/30/2023)																	
106550	NEW TAIPEI CITY JEN AI	08/31/2009	Active	30	0	0	0	0.00%	26		1			M,VP,SC	9		
Exc Award (06/30/2016, 06/30/2021, 06/30/2022)																	
93579	NEW TAIPEI CITY JI PIN	01/06/2006	Active	26	0	0	0	0.00%	36		6			M,VP,SC	17		
Exc Award (06/30/2022, 06/30/2023)																	
57844	NEW TAIPEI CITY KWANG HUEI	02/12/1996	Active	44	0	0	0	0.00%	44		1			P,S,T,M,VP SC	24+		
Exc Award (06/30/2023)																	
49865	NEW TAIPEI CITY KWANG HWA	09/21/1989	Active	49	0	1	-1	-2.00%	55	9	0			P,T,M,VP,SC	13		
55248	NEW TAIPEI CITY KWANG JUNG	01/20/1994	Active	37	0	0	0	0.00%	46		0			P,T,M,VP,SC	11		
Exc Award (06/30/2022, 06/30/2023)																	
34990	NEW TAIPEI CITY LIN KOU	01/25/1978	Active	50	0	0	0	0.00%	51		1			T,M,VP,SC	0		
Exc Award (06/30/2016, 06/30/2023)																	
33046	NEW TAIPEI CITY LU CHIANG	11/22/1976	Active	54	4	0	4	8.00%	62		0			S,T,M,VP,SC	0		
Exc Award (06/30/2021, 06/30/2022)																	
30423	NEW TAIPEI CITY LU CHOU	03/17/1975	Active	39	4	0	4	11.43%	31		1			S,T,M,VP,SC	10		
Exc Award (06/30/2024)																	
47068	NEW TAIPEI CITY LUNG MEN	03/20/1987	Active	0	0	0	0	0.00%	29		4	1	None	P,S,T,M,VP SC	20		
Exc Award (06/30/2021, 06/30/2023)																	
55013	NEW TAIPEI CITY MING CHIH	11/01/1993	Active	26	0	0	0	0.00%	26		0			P,T,M,VP,SC	9		



Club Health Assessment for District 300B 1 through December 2024

			Status	Membership							Reports					Finance	LCIF
Club Number	Club Name	Charter Date		Current Member Count	YTD Members Added	YTD Members Dropped	YTD Net Growth	YTD Net Growth%	Member Count 12 Months Ago	Avg. length of service for dropped members	Months Since Last MMR ***	Yrs. Since Last Officer Report	President Rotation	Vice President Reported ****	Months Since Last Activity Report ***	Account Balance	Donations for current Fiscal Year
			Number of times on status quo within last two years	If below 15 members appears				If net loss is greater than 20% appears			If no report in 3 months appears in	When more than one year appears in	Number of repeat terms	Notes the officers that do not have an active	If no report at 12 months appears in red		
124642	New Taipei City New Century	04/22/2015	Active	27	1	0	1	3.85%	28		2			P,T,M,VP,SC	15		
Exc Award (06/30/2016, 06/30/2021, 06/30/2023)																	
130629	New Taipei City New Peace	05/25/2017	Active	26	1	0	1	4.00%	25		0			T,M,VP,SC	2		
Exc Award (06/30/2021, 06/30/2023)																	
37712	NEW TAIPEI CITY PA LI	11/26/1979	Active	64	29	0	29	82.86%	41		0			M,VP,SC	1		
Exc Award (06/30/2016, 06/30/2022)																	
53604	NEW TAIPEI CITY PAI HO	08/17/1992	Active	37	2	0	2	5.71%	35		1			S,T,M,VP,SC	10		
Exc Award (06/30/2016, 06/30/2022)																	
59230	NEW TAIPEI CITY PEI YI	03/10/1997	Active(1)	25	0	1	-1	-3.85%	26	1	0		None	P,T,M,VP,SC	9		
Exc Award (06/30/2016, 06/30/2021)																	
104725	NEW TAIPEI CITY POLARIS	02/12/2009	Active	25	0	0	0	0.00%	25		0			T,M,VP,SC	0		
Exc Award (06/30/2021)																	
40546	NEW TAIPEI CITY SAN CHIH	11/16/1981	Active	28	0	2	-2	-6.67%	35	24	5			P,T,M,VP,SC	9		
Exc Award (06/30/2016, 06/30/2023)																	
23399	NEW TAIPEI CITY SAN CHUNG	03/01/1971	Active	75	6	0	6	8.70%	73		1			T,M,VP,SC	3		
Exc Award (06/30/2016, 06/30/2021, 06/30/2023)																	
63857	NEW TAIPEI CITY SAN CHUNG NU TZI	12/21/2000	Active	38	0	0	0	0.00%	36		1			S,T,M,VP,SC	9		
Exc Award (06/30/2023)																	
42212	NEW TAIPEI CITY SAN HO	01/11/1983	Active	19	0	0	0	0.00%	18		10			P,S,M,VP,SC	12		
Exc Award (06/30/2021, 06/30/2023, 06/30/2024)																	
58587	NEW TAIPEI CITY SHAN YANG	07/15/1996	Active	26	0	0	0	0.00%	35		6			P,T,M,VP,SC	15		
Exc Award (06/30/2016, 06/30/2021, 06/30/2023)																	
44088	NEW TAIPEI CITY SHIH MEN	06/30/1984	Active	32	3	0	3	10.34%	31		5			P,S,T,M,VP,SC	11		
Exc Award (06/30/2016, 06/30/2022, 06/30/2023)																	
52281	NEW TAIPEI CITY SZU HSIEN	12/16/1991	Active	39	0	1	-1	-2.50%	46	7	1			S,M,VP,SC	9		
Exc Award (06/30/2016, 06/30/2022, 06/30/2023)																	
62755	NEW TAIPEI CITY SZU YUAN	02/01/2000	Active	37	2	0	2	5.71%	36		0			T,M,VP,SC	10		
Exc Award (06/30/2023)																	



Club Health Assessment for District 300B 1 through December 2024

			Status							Membership							Reports					Finance		LCIF
Club Number	Club Name	Charter Date		Current Member Count	YTD Members Added	YTD Members Dropped	YTD Net Growth	YTD Net Growth%	Member Count 12 Months Ago	Avg. length of service for dropped members	Months Since Last MMR ***	Yrs. Since Last Officer Report	President Rotation	Vice President Reported ****	Months Since Last Activity Report ***	Account Balance	Donations for current Fiscal Year							
			Number of times on status quo within last two years	If below 15 members appears				If net loss is greater than 20% appears			If no report in 3 months appears in	When more than one year appears in	Number of repeat terms	Notes the officers that do not have an active	If no report at 12 months appears in red									
132368	New Taipei City Ta Yuan	08/18/2017	Active	15	0	0	0	0.00%	15		8			P,S,T,M,VP SC	N/A									
57837	NEW TAIPEI CITY TAI HO	02/06/1996	Active	47	10	0	10	27.03%	41		1			M,VP,SC	8									
	Exc Award (06/30/2016, 06/30/2021, 06/30/20																							
38499	NEW TAIPEI CITY TAI SAN	05/14/1980	Active	31	5	0	5	19.23%	30		5			P,S,T,M,VP SC	9									
	Exc Award (06/30/2021, 06/30/2022)																							
23437	NEW TAIPEI CITY TAIPEI HSIEN	12/10/1965	Active	36	2	2	0	0.00%	40	5	1			P,T,M,VP,SC	12									
	Exc Award (06/30/2021, 06/30/2023)																							
38706	NEW TAIPEI CITY TAN SHUI	06/19/1980	Active	68	2	0	2	3.03%	68		5			P,S,T,M,VP SC	9	90+ Days								
	Exc Award (06/30/2021, 06/30/2022, 06/30/20																							
50931	NEW TAIPEI CITY TOR CHING	09/17/1990	Active	31	0	6	-6	-16.22%	37	10	4			P,S,T,M,VP SC	12	90+ Days								
	Exc Award (06/30/2022)																							
144246	New Taipei City Vader	12/22/2020	Active	25	0	5	-5	-16.67%	25	3	0			T,M,VP,SC	10									
	Exc Award (06/30/2023)																							
43384	NEW TAIPEI CITY WAN LI	01/10/1984	Active	20	0	0	0	0.00%	20		17			P,S,T,M,VP SC	12									
	Exc Award (06/30/2022)																							
39914	NEW TAIPEI CITY WU KU	05/14/1981	Active	41	6	0	6	17.14%	38		5			P,S,M,VP,SC	20									
	Exc Award (06/30/2016, 06/30/2022)																							
51712	NEW TAIPEI CITY YUNG FU	05/28/1991	Active	88	13	0	13	17.33%	80		0			P,S,T,M,VP SC	20									
	Exc Award (06/30/2016, 06/30/2022)																							
Current Total Clubs Count	YTD New Clubs Count	YTD Cancelled Clubs Count	YTD Net Club Gain	Current Total Members Count	YTD Add	YTD Drop	YTD Net Growth	YTD Net Growth %	Member Count 12 Months Ago	Average Member Count Per Club	% of Clubs with less than 20 members	% No MMR in 3 Months	% No Officer Report in 12 Months	% of Clubs with balance 90+ days	Number of Clubs in Status Quo	% Status Quo Clubs in Financial Suspension	Number of Cancelled Clubs	Average Cancelled Club Age	Members Lost Due to Cancellation	% of Clubs Cancelled for Non-Financial Reasons				
66	0	0	0	2,507	168	48	120	5.03%	2,583	38	8%	42%	2%	3%	0	0%	0	0	0	0%				

* - P - Priority Club. Cancellation Reasons: 1-Objectives/conduct, 2-Non-active club, 5-Non-existing club, 6-Disbanding, 7-Merger, 8-Financial Suspension, 9-District/Multiple District Dues.

** - Abbreviation: P-President, S-Secretary, T-Treasurer, M-Member Chairperson, VP-First Vice President, MC-Communications Chairperson, SC-Service Chairperson

*** - Abbreviation: N/R - Never reported using the Lions Clubs website, N/A - Not applicable, No password registered for the Lions Clubs website.

**** - Abbreviation: N - New, IP - Immediate Past, R - Repeat.



Club Health Assessment for District 300B 2 through December 2024

			Status	Membership							Reports					Finance		LCIF
Club Number	Club Name	Charter Date		Current Member Count	YTD Members Added	YTD Members Dropped	YTD Net Growth	YTD Net Growth%	Member Count 12 Months Ago	Avg. length of service for dropped members	Months Since Last MMR ***	Yrs. Since Last Officer Report	President Rotation	Vice President Reported ****	Months Since Last Activity Report ***	Account Balance	Donations for current Fiscal Year	
			Number of times on status quo within last two years	If below 15 members appears				If net loss is greater than 20% appears			If no report in 3 months appears in	When more than one year appears in	Number of repeat terms	Notes the officers that do not have an active	If no report at 12 months appears in red			
Clubs less than two years old																		
178410	New Taipei City Cheng Mei	10/15/2024	Newly Chartered	20	20	0	20	100.00%	0		2			P,M,VP,SC	N/R			
156813	New Taipei City Daxizhi	12/21/2023	Active	47	19	2	17	56.67%	34	1	0			M,VP,SC	N/R		\$11,000.00	
156642	New Taipei City Jui Kuang	01/22/2024	Active	25	6	14	-8	-24.24%	0	1	0			P,T,M,VP,SC	N/R	90+ Days	\$1,000.00	
155559	New Taipei City Pei Da	12/07/2023	Active	51	6	2	4	8.51%	49	1	0	1	None	P,S,T,M,VP SC	9		\$1,000.00	
178831	New Taipei City Pei Hsin	10/14/2024	Newly Chartered	19	20	1	19	100.00%	0	0	0		N	S,M,SC	N/A			
154012	New Taipei City Taiwanese Businessmen	06/22/2023	Active	28	5	1	4	16.67%	21	1	0			P,T,M,VP,SC	12	90+ Days	\$2,000.00	
Clubs more than two years old																		
140737	National Taipei University of Business	02/22/2021	Active	7	0	0	0	0.00%	7		23	3	None	P,S,T,M,VP SC	N/A			
132939	National Taiwan University	11/22/2017	Active	19	0	0	0	0.00%	19		21	7	None	P,S,T,M,VP SC	N/A	90+ Days		
98594	NEW TAIPEI CITY AI HSIN	02/15/2007	Active	74	4	0	4	5.71%	77		1			M,VP,SC	8		\$22,400.00	
129513	New Taipei City Aletheia	05/31/2017	Active	9	0	0	0	0.00%	9		23	7	None	P,S,T,M,VP SC	N/A			
46332	NEW TAIPEI CITY CAPITAL	06/04/1986	Active	30	2	1	1	3.45%	30	2	0			M,VP,SC	0		\$7,000.00	
52453	NEW TAIPEI CITY CHANG FU	01/28/1992	Active	28	0	2	-2	-6.67%	29	15	0			P,S,M,VP,SC	11		\$9,000.00	
124681	New Taipei City Chang Shou	04/28/2015	Active	14	6	5	1	7.69%	27	10	0			P,T,M,VP,SC	11	90+ Days	\$2,000.00	
59200	NEW TAIPEI CITY CHENG YI	03/06/1997	Active	41	4	1	3	7.89%	38	0	0			S,T,M,VP,SC	11	90+ Days	\$10,000.00	
49800	NEW TAIPEI CITY CHIA YUAN	08/08/1989	Active	42	4	0	4	10.53%	39		1			P,T,M,VP,SC	11		\$8,000.00	
61856	NEW TAIPEI CITY CHIN LAN	04/30/1999	Active	41	10	0	10	32.26%	37		1			M,VP,SC	11		\$48,000.00	
54266	NEW TAIPEI CITY CHINESE	03/24/1993	Active	28	3	0	3	12.00%	24		3			M,VP,SC	9		\$6,000.00	
36340	NEW TAIPEI CITY CHUNG CHENG	12/07/1978	Active	38	7	0	7	22.58%	35		2			S,M,VP,SC	10		\$24,100.00	
39563	NEW TAIPEI CITY CHUNG HO	03/09/1981	Active	48	2	0	2	4.35%	50		1			S,M,VP,SC	10		\$17,000.00	
142656	New Taipei City Chung Hsing	10/20/2020	Active	29	2	1	1	3.57%	31	0	0		None	P,M,VP,SC	8		\$11,000.00	
147550	NEW TAIPEI CITY DING HSING	07/27/2021	Active	27	7	1	6	28.57%	30	1	0			M,VP,SC	10		\$7,000.00	



Club Health Assessment for District 300B 2 through December 2024

			Status	Membership							Reports					Finance	LCIF	
Club Number	Club Name	Charter Date		Current Member Count	YTD Members Added	YTD Members Dropped	YTD Net Growth	YTD Net Growth%	Member Count 12 Months Ago	Avg. length of service for dropped members	Months Since Last MMR ***	Yrs. Since Last Officer Report	President Rotation	Vice President Reported ****	Months Since Last Activity Report ***	Account Balance	Donations for current Fiscal Year	
			Number of times on status quo within last two years	If below 15 members appears					If net loss is greater than 20% appears			If no report in 3 months appears in	When more than one year appears in	Number of repeat terms	Notes the officers that do not have an active	If no report at 12 months appears in red		
100218	NEW TAIPEI CITY FANG HSING	09/21/2007	Active	18	2	6	-4	-18.18%	14	1	0			S,M,VP,SC	9		\$2,000.00	
147596	New Taipei City Fashion Art	09/28/2021	Active	15	6	12	-6	-28.57%	35	2	0	1	None	P,S,T,M,VP SC	12			
54866	NEW TAIPEI CITY FU HO	09/13/1993	Active	42	7	0	7	20.00%	34		1			P,M,VP,SC	11	90+ Days	\$27,000.00	
Exc Award (06/30/2023)																		
48679	NEW TAIPEI CITY GREEN LAKE	06/13/1988	Active	28	2	5	-3	-9.68%	45	12	0			S,M,VP,SC	12		\$7,000.00	
51796	NEW TAIPEI CITY HAI SHAN	06/12/1991	Active(1)	29	5	1	4	16.00%	25	7	0			S,T,M,VP,SC	11		\$7,000.00	
137140	New Taipei City Hsiang Mao	01/16/2019	Active	33	3	3	0	0.00%	37	3	0			M,VP,SC	9	90+ Days	\$7,000.27	
117472	NEW TAIPEI CITY HSIN PAN	08/03/2012	Active	31	1	0	1	3.33%	31		1			P,M,VP,SC	10		\$19,000.00	
23374	NEW TAIPEI CITY HSIN TIEN	01/01/1971	Active	52	5	1	4	8.33%	51	1	0			P,T,M,VP,SC	11		\$22,000.00	
89281	NEW TAIPEI CITY HSIU LANG	12/27/2005	Active	18	1	0	1	5.88%	24		0	1	None	P,S,T,M,VP SC	13		\$2,000.00	
54892	NEW TAIPEI CITY HUA CHIANG	09/23/1993	Active	56	20	1	19	51.35%	57	29	0			P,S,M,VP,SC	10		\$13,000.00	
56550	NEW TAIPEI CITY HWA CHUNG	02/20/1995	Active	26	1	2	-1	-3.70%	25	1	0			M,VP,SC	12		\$7,000.00	
49778	NEW TAIPEI CITY KWANG MING	07/26/1989	Active	74	13	0	13	21.31%	76		4			M,VP,SC	13		\$20,000.00	
66497	NEW TAIPEI CITY LIAN CHENG	07/16/2002	Active	42	4	1	3	7.69%	61	4	0			P,S,T,M,VP SC	12		\$11,000.00	
77990	NEW TAIPEI CITY LIEN HSIN	12/29/2003	Active	34	1	0	1	3.03%	44		4			T,M,VP,SC	1		\$6,000.00	
126127	NEW TAIPEI CITY MEI HSIN	12/14/2015	Active	49	7	0	7	16.67%	51		1			S,T,M,VP,SC	9		\$3,000.00	
53566	NEW TAIPEI CITY MEI LUN	08/04/1992	Active	63	8	0	8	14.55%	61		1			M,VP,SC	10		\$15,000.00	
50849	NEW TAIPEI CITY NEW GREEN	07/08/1990	Active	49	3	0	3	6.52%	48		1			M,VP,SC	0		\$24,000.00	
23392	NEW TAIPEI CITY PAN CHIAO	08/04/1971	Active	62	8	2	6	10.71%	55	20	0			P,T,M,VP,SC	9		\$23,000.00	
121305	New Taipei City Pan Chiao Chilee University Campus	03/28/2014	Active(1)	9	0	0	0	0.00%	9		83	10	None	P,S,T,M,VP SC	N/A			
120367	New Taipei City Pan Chiao Nu Tzu	10/04/2013	Cancelled(8*)	0	0	20	-20	-100.00%	20	6	0	1	None	P,S,T,M,VP SC	N/A	90+ Days		
147551	New Taipei City Pan Chiao United Lions	07/29/2021	Active	48	11	2	9	23.08%	66	3	0			P,S,M,VP,SC	9		\$28,000.00	



Club Health Assessment for District 300B 2 through December 2024

			Status	Membership							Reports					Finance	LCIF
Club Number	Club Name	Charter Date		Current Member Count	YTD Members Added	YTD Members Dropped	YTD Net Growth	YTD Net Growth%	Member Count 12 Months Ago	Avg. length of service for dropped members	Months Since Last MMR ***	Yrs. Since Last Officer Report	President Rotation	Vice President Reported ****	Months Since Last Activity Report ***	Account Balance	Donations for current Fiscal Year
			Number of times on status quo within last two years	If below 15 members appears				If net loss is greater than 20% appears			If no report in 3 months appears in	When more than one year appears in	Number of repeat terms	Notes the officers that do not have an active	If no report at 12 months appears in red		
122944	New Taipei City Peace	08/29/2014	Active	47	8	1	7	17.50%	46	10	5			P,M,VP,SC	8		\$26,000.00
105026	NEW TAIPEI CITY PING SHIN	03/19/2009	Active	27	1	1	0	0.00%	30	3	0			P,T,M,VP,SC	11		\$8,000.00
42580	NEW TAIPEI CITY RUEY FANG	04/29/1983	Active	58	6	3	3	5.45%	55	5	0			M,VP,SC	8		\$30,000.00
47166	NEW TAIPEI CITY SAN DOU	04/03/1987	Active	47	0	1	-1	-2.08%	51	8	0			P,M,VP,SC	9		\$13,000.00
23400	NEW TAIPEI CITY SAN HSIA	10/25/1972	Active	57	5	0	5	9.62%	54		1			T,M,VP,SC	11		\$63,000.00
48032	NEW TAIPEI CITY SAN ING	01/04/1988	Active	29	0	0	0	0.00%	46		4			P,M,VP,SC	11		\$10,000.00
87771	NEW TAIPEI CITY SHEN DING	04/12/2005	Active	40	6	2	4	11.11%	36	2	0			P,S,T,M,VP SC	9		\$21,000.00
55857	NEW TAIPEI CITY SHIH TOR HSI	06/20/1994	Active(1)	27	6	1	5	22.73%	27	17	1			T,M,VP,SC	11		\$9,000.00
29231	NEW TAIPEI CITY SHU LIN	04/30/1974	Active	65	1	1	0	0.00%	67	3	0			P,S,T,M,VP SC	9		\$12,000.36
105251	NEW TAIPEI CITY SHUANG HO	04/14/2009	Active	49	5	0	5	11.36%	42		1			M,VP,SC	11	90+ Days	\$9,000.00
61776	NEW TAIPEI CITY SUNG HAU	04/15/1999	Active	45	10	0	10	28.57%	38		1			M,VP,SC	11		\$7,000.00
52525	NEW TAIPEI CITY TA HAN	02/18/1992	Active(1)	45	6	2	4	9.76%	42	18	0			S,M,VP,SC	9		\$10,000.00
54760	NEW TAIPEI CITY TA TANG	07/05/1993	Active	18	0	7	-7	-28.00%	19	3	0			S,M,VP,SC	9		\$8,000.00
120794	New Taipei City Tamkang University Campus	02/12/2014	Active	12	0	0	0	0.00%	12		21	7	None	P,S,T,M,VP SC	N/A		
47735	NEW TAIPEI CITY TONG CHING	09/24/1987	Active	32	9	0	9	39.13%	31		0			S,T,M,VP,SC	11	90+ Days	\$24,000.00
38087	NEW TAIPEI CITY TOU CHEN	02/05/1980	Active	60	6	0	6	11.11%	55		5			P,S,T,M,VP SC	11	90+ Days	\$26,000.00
77570	NEW TAIPEI CITY TSUR HSIANG Exc Award (06/30/2023)	10/02/2003	Active	55	0	0	0	0.00%	63		2			M,VP,SC	10		\$14,000.00
58769	NEW TAIPEI CITY TSUR HSING	10/17/1996	Active	30	3	0	3	11.11%	28		3			P,T,M,VP,SC	12		\$13,000.00
125367	NEW TAIPEI CITY VEILIN	11/11/2015	Active	21	6	2	4	23.53%	20	0	0			P,S,T,M,VP SC	12		\$3,000.00
49210	NEW TAIPEI CITY WEN HUA	02/01/1989	Active	50	6	3	3	6.38%	62	3	0		2	M,VP,SC	9		
51756	NEW TAIPEI CITY WEN SHAN	06/10/1991	Active	2	1	21	-20	-90.91%	20	5	0		None	P,S,T,M,VP SC	12		
56179	NEW TAIPEI CITY WU FU	10/24/1994	Active	48	6	3	3	6.67%	49	6	0			P,S,T,M,VP SC	9		\$7,000.00



Club Health Assessment for District 300B 2 through December 2024

			Status	Membership						Reports					Finance	LCIF	
Club Number	Club Name	Charter Date		Current Member Count	YTD Members Added	YTD Members Dropped	YTD Net Growth	YTD Net Growth%	Member Count 12 Months Ago	Avg. length of service for dropped members	Months Since Last MMR ***	Yrs. Since Last Officer Report	President Rotation	Vice President Reported ****	Months Since Last Activity Report ***	Account Balance	Donations for current Fiscal Year
			Number of times on status quo within last two years	If below 15 members appears				If net loss is greater than 20% appears			If no report in 3 months appears	When more than one year appears in	Number of repeat terms	Notes the officers that do not have an active	If no report at 12 months appears in red		
23466	NEW TAIPEI CITY YING KO	05/03/1970	Active	63	7	0	7	12.50%	61		4			S,M,VP,SC	9		\$8,000.00
23469	NEW TAIPEI CITY YUNG HO	02/10/1971	Active	53	0	0	0	0.00%	53		1			P,T,M,VP,SC	9		\$32,000.00

Clubs Cancelled Previous Fiscal Year – Clubs Cancelled within last 12 months may be reinstated

Club Number	Club Name	Charter Date	Current Status*	Cancellation Date
129358	New Taipei City Dai Dai	11/28/2016	Cancelled(6*)	04/29/2024
77585	NEW TAIPEI CITY HSIANG HO	11/17/2003	Cancelled(6*)	04/29/2024

Current Total Clubs Count	YTD New Clubs Count	YTD Cancelled Clubs Count	YTD Net Club Gain	Current Total Members Count	YTD Add	YTD Drop	YTD Net Growth	YTD Net Growth %	Member Count 12 Months Ago	Average Member Count Per Club	% of Clubs with less than 20 members	% No MMR in 3 Months	% No Officer Report in 12 Months	% of Clubs with balance 90+ days	Number of Clubs in Status Quo	% Status Quo Clubs in Financial Suspension	Number of Cancelled Clubs	Average Cancelled Club Age	Members Lost Due to Cancellation	% of Clubs Cancelled for Non-Financial Reasons
65	2	1	1	2,423	333	135	198	8.90%	2,462	37	18%	20%	12%	15%	0	0%	1	39	20	0%

* - P - Priority Club. Cancellation Reasons: 1-Objectives/conduct, 2-Non-active club, 5-Non-existing club, 6-Disbanding, 7-Merger, 8-Financial Suspension, 9-District/Multiple District Dues.

** - Abbreviation: P-President, S-Secretary, T-Treasurer, M-Member Chairperson, VP-First Vice President, MC-Communications Chairperson, SC-Service Chairperson

*** - Abbreviation: N/R - Never reported using the Lions Clubs website, N/A - Not applicable, No password registered for the Lions Clubs website.

**** - Abbreviation: N - New, IP - Immediate Past, R - Repeat.



Club Health Assessment for District 300B 3 through December 2024

			Status	Membership							Reports					Finance		LCIF
Club Number	Club Name	Charter Date		Current Member Count	YTD Members Added	YTD Members Dropped	YTD Net Growth	YTD Net Growth%	Member Count 12 Months Ago	Avg. length of service for dropped members	Months Since Last MMR ***	Yrs. Since Last Officer Report	President Rotation	Vice President Reported ****	Months Since Last Activity Report ***	Account Balance	Donations for current Fiscal Year	
			Number of times on status quo within last two years	If below 15 members appears					If net loss is greater than 20% appears			If no report in 3 months appears in	When more than one year appears in	Number of repeat terms	Notes the officers that do not have an active	If no report at 12 months appears in red		
Clubs less than two years old																		
155919	Taoyuan Azure	09/11/2023	Active	43	11	0	11	34.38%	35		5				S,T,M,VP,SC	9		\$4,000.00
	Exc Award (06/30/2024)																	
157222	Taoyuan Baida Feilli	02/02/2024	Active	22	4	2	2	10.00%	0	1	0		2		S,T,M,VP,SC	N/A		
	Exc Award (06/30/2024)																	
175847	Taoyuan Dong Fang Mei	08/30/2024	Active	48	48	0	48	100.00%	0		3				M,VP,SC	N/A		
157223	Taoyuan Elite Confederate	02/27/2024	Active	17	0	3	-3	-15.00%	0	1	0		2		S,T,M,VP,SC	N/A		
157053	Taoyuan Er Jia Zi	01/16/2024	Cancelled(6*)	0	0	0	0	0.00%	0		6		None		P,S,T,M,VP SC	N/A		
156544	Taoyuan Formosa	11/01/2023	Active	16	0	0	0	0.00%	21		6		2		S,T,M,VP,SC	N/A		
157054	Taoyuan Hirmes	12/29/2023	Active	33	11	9	2	6.45%	23	1	0		2		S,T,M,VP,SC	N/A		
156019	Taoyuan Hong Fu	09/14/2023	Active	22	7	0	7	46.67%	21		4		2		S,T,M,VP,SC	N/A		
	Exc Award (06/30/2024)																	
155823	Taoyuan Long Sin	08/31/2023	Active	32	8	1	7	28.00%	40	1	0				P,S,T,M,VP SC	N/A		
	Exc Award (06/30/2024)																	
156020	Taoyuan Nan Ping	09/14/2023	Active	23	4	2	2	9.52%	25	1	4		2		S,T,M,VP,SC	N/A		
	Exc Award (06/30/2024)																	
155821	Taoyuan Ping Te	08/31/2023	Active	28	14	0	14	100.00%	30		0				S,T,M,VP,SC	N/A		
179614	Taoyuan Ren Mei	12/27/2024	Newly Chartered	41	41	0	41	100.00%	0		0				M,VP,SC	N/A		
157055	Taoyuan San Jia Zi	01/16/2024	Active	6	0	0	0	0.00%	0		6		2		S,T,M,VP,SC	N/A		
178563	Taoyuan Tong Le	09/20/2024	Newly Chartered	27	30	3	27	100.00%	0	0	0				M,VP,SC	N/A		\$1,000.00
179262	Taoyuan Tyai Campus	12/26/2024	Newly Chartered	30	30	0	30	100.00%	0		0				M,VP,SC	N/A		
156812	Taoyuan Walter	12/08/2023	Active	22	4	1	3	15.79%	20	1	0				S,T,M,VP,SC	N/A		\$2,000.00
	Exc Award (06/30/2024)																	
157929	Taoyuan Well-Known	05/13/2024	Active	23	0	6	-6	-20.69%	0	1	0		2		T,M,VP,SC	N/A		
157228	Taoyuan World Cheongsam	03/07/2024	Active	19	0	3	-3	-13.64%	0	1	0		2		P,T,M,VP,SC	N/A		



Club Health Assessment for District 300B 3 through December 2024

			Status	Membership							Reports					Finance	LCIF
Club Number	Club Name	Charter Date		Current Member Count	YTD Members Added	YTD Members Dropped	YTD Net Growth	YTD Net Growth%	Member Count 12 Months Ago	Avg. length of service for dropped members	Months Since Last MMR ***	Yrs. Since Last Officer Report	President Rotation	Vice President Reported ****	Months Since Last Activity Report ***	Account Balance	Donations for current Fiscal Year
			Number of times on status quo within last two years	If below 15 members appears				If net loss is greater than 20% appears			If no report in 3 months appears in	When more than one year appears in	Number of repeat terms	Notes the officers that do not have an active	If no report at 12 months appears in red		
156107	Taoyuan You De Exc Award (06/30/2024)	09/22/2023	Active	32	5	4	1	3.23%	22	1	2		2	T,M,VP,SC	N/A		\$1,000.00
Clubs more than two years old																	
58887	PA TE CITY TAOYUAN TA AN Exc Award (06/30/2017, 06/30/2018, 06/30/20	12/02/1996	Active	44	4	0	4	10.00%	42		4			P,S,T,M,VP SC	11		\$4,000.00
52907	TA YUAN CHUNG SHAN Exc Award (06/30/2016, 06/30/2017, 06/30/20	04/14/1992	Active	37	4	1	3	8.82%	39	12	2			P,S,T,M,VP SC	24+		
39448	TA YUAN L C Exc Award (06/30/2019)	02/25/1981	Active	39	3	2	1	2.63%	40	16	0			S,T,M,VP,SC	24+		
40797	TACHI Exc Award (06/30/2019, 06/30/2023, 06/30/20	01/25/1982	Active	29	2	0	2	7.41%	29		0			T,M,VP,SC	24+		\$8,000.00
23455	TAOYUAN Exc Award (06/30/2016, 06/30/2018, 06/30/20	12/28/1959	Active	59	6	1	5	9.26%	55	24	3			P,T,M,VP,SC	2		\$7,000.00
144339	Taoyuan Affectionate Exc Award (06/30/2022, 06/30/2023)	12/28/2020	Active	38	6	1	5	15.15%	44	4	3			T,M,VP,SC	3		\$2,000.00
48976	TAOYUAN AI HSIN Exc Award (06/30/2016, 06/30/2020, 06/30/20	10/24/1988	Active	33	4	0	4	13.79%	38		3			P,T,M,VP,SC	14		\$6,000.00
123751	Taoyuan Apple Cyber Exc Award (06/30/2017, 06/30/2022)	12/17/2014	Active	14	5	3	2	16.67%	22	1	0			P,S,M,VP,SC	N/A		\$2,000.00
87774	TAOYUAN BEST WISH Exc Award (06/30/2017, 06/30/2019)	04/12/2005	Active	16	0	0	0	0.00%	20		0			P,T,M,VP,SC	15		\$10,000.00
49054	TAOYUAN CENTRAL Exc Award (06/30/2017, 06/30/2018, 06/30/20	11/29/1988	Active	52	11	0	11	26.83%	42		0			S,T,M,VP,SC	13		\$19,000.00
143045	Taoyuan Chen Hsin	09/28/2020	Active	24	0	0	0	0.00%	24		9		2	P,M,VP,SC	24+		
61623	TAOYUAN CHENG I Exc Award (06/30/2016, 06/30/2017, 06/30/20	03/09/1999	Active	33	7	1	6	22.22%	31	38	5			M,VP,SC	24+		\$1,000.00
84142	TAOYUAN CHERN UEI Exc Award (06/30/2016, 06/30/2019, 06/30/20	09/07/2004	Active	60	4	0	4	7.14%	60		1			M,VP,SC	9		\$82,000.01
118187	TAOYUAN CHUANG CHING	12/05/2012	Active	49	24	2	22	81.48%	41	1	0			P,S,T,M,VP SC	N/A		



Club Health Assessment for District 300B 3 through December 2024

			Status	Membership						Reports					Finance	LCIF		
Club Number	Club Name	Charter Date		Current Member Count	YTD Members Added	YTD Members Dropped	YTD Net Growth	YTD Net Growth%	Member Count 12 Months Ago	Avg. length of service for dropped members	Months Since Last MMR ***	Yrs. Since Last Officer Report	President Rotation	Vice President Reported ****	Months Since Last Activity Report ***	Account Balance	Donations for current Fiscal Year	
			Number of times on status quo within last two years	If below 15 members appears					If net loss is greater than 20% appears			If no report in 3 months appears in	When more than one year appears in	Number of repeat terms	Notes the officers that do not have an active	If no report at 12 months appears in red		
Exc Award (06/30/2017, 06/30/2018, 06/30/2019, 06/30/2020)			Active	21	1	0	1	5.00%	25		4			S,T,M,VP,SC	12			
149520	Taoyuan Chuang Hsin	01/04/2022																
Exc Award (06/30/2024)			Active	29	5	1	4	16.00%	43	2	3			P,S,M,VP,SC	15		\$3,000.00	
59940	TAOYUAN CHUN YING	09/09/1997																
Exc Award (06/30/2016, 06/30/2018, 06/30/2019, 06/30/2020)			Active	38	3	4	-1	-2.56%	46	19	0			P,S,T,M,VP SC	24+		\$4,000.00	
52773	TAOYUAN CHUNG CHENG	03/27/1992																
Exc Award (06/30/2016)			Active	21	0	0	0	0.00%	31		2			P,S,M,VP,SC	24+		\$2,000.00	
57886	TAOYUAN CHUNG HWA	02/21/1996																
Exc Award (06/30/2016, 06/30/2018, 06/30/2019, 06/30/2020)			Active	41	0	1	-1	-2.38%	45	25	0			P,S,T,M,VP SC	24+		\$7,000.00	
62557	TAOYUAN DAR YU	12/10/1999																
Exc Award (06/30/2018, 06/30/2019, 06/30/2020)			Active	40	3	0	3	8.11%	39		5			P,M,VP,SC	24+			
102609	TAOYUAN EVERGLORY	06/24/2008																
Exc Award (06/30/2017, 06/30/2023)			Active	37	1	0	1	2.78%	39		5			P,T,M,VP,SC	12		\$4,000.00	
58336	TAOYUAN FAR EAST	05/16/1996																
Exc Award (06/30/2016, 06/30/2018)			Active	59	6	2	4	7.27%	64	3	0			S,M,VP,SC	10		\$3,000.00	
110054	TAOYUAN FU RONG	01/06/2011																
Exc Award (06/30/2016, 06/30/2020, 06/30/2021, 06/30/2022)			Active	24	0	2	-2	-7.69%	31	4	0		2		P,T,M,VP,SC	24+	\$1,000.00	
42857	TAOYUAN FUHSING	06/29/1983																
Exc Award (06/30/2016, 06/30/2019, 06/30/2020)			Active	64	7	0	7	12.28%	78		4			P,M,VP,SC	9		\$9,000.00	
98840	TAOYUAN GUEISHAN	03/19/2007																
Exc Award (06/30/2016, 06/30/2019)			Active	29	6	2	4	16.00%	28	5	1			S,T,M,VP,SC	N/A			
121531	Taoyuan Happy	03/19/2014																
Exc Award (06/30/2017, 06/30/2018, 06/30/2019, 06/30/2020)			Active	18	5	0	5	38.46%	18		5			P,S,T,M,VP SC	N/A			
116189	TAOYUAN HERITAGE	05/02/2012																
Exc Award (06/30/2018, 06/30/2019, 06/30/2020)			Active	25	0	1	-1	-3.85%	26	12	0			S,T,M,VP,SC	N/A		\$1,000.00	
117941	TAOYUAN HONESTY	10/08/2012																
Exc Award (06/30/2016, 06/30/2018, 06/30/2019, 06/30/2020)			Active	43	8	0	8	22.86%	38		2			P,S,T,M,VP SC	24+		\$17,000.00	
38088	TAOYUAN HSIEN CHENG KUNG	02/05/1980																
Exc Award (06/30/2016, 06/30/2017, 06/30/2018, 06/30/2019, 06/30/2020)																		




Club Health Assessment for District 300B 3 through December 2024

			Status	Membership							Reports					Finance	LCIF
Club Number	Club Name	Charter Date		Current Member Count	YTD Members Added	YTD Members Dropped	YTD Net Growth	YTD Net Growth%	Member Count 12 Months Ago	Avg. length of service for dropped members	Months Since Last MMR ***	Yrs. Since Last Officer Report	President Rotation	Vice President Reported ****	Months Since Last Activity Report ***	Account Balance	Donations for current Fiscal Year
			Number of times on status quo within last two years	If below 15 members appears				If net loss is greater than 20% appears			If no report in 3 months appears in	When more than one year appears in	Number of repeat terms	Notes the officers that do not have an active	If no report at 12 months red		
59942	TAOYUAN HSIN HSING	09/09/1997	Active	22	2	0	2	10.00%	22		4			M,VP,SC	24+		
Exc Award (06/30/2017, 06/30/2022)																	
123741	Taoyuan Hu Tou Shan	12/18/2014	Active	33	7	2	5	17.86%	32	2	0			P,S,M,VP,SC	N/A		
Exc Award (06/30/2018, 06/30/2023)																	
109200	TAOYUAN HUAN GJIA	09/09/2010	Active	33	8	1	7	26.92%	44	1	5			S,M,VP,SC	15		\$4,000.00
Exc Award (06/30/2018, 06/30/2020, 06/30/2023)																	
61701	TAOYUAN JEN SHANN MEEI	03/30/1999	Active	29	7	1	6	26.09%	34	1	0			P,M,VP,SC	24+		
Exc Award (06/30/2016, 06/30/2019, 06/30/2023)																	
100039	TAOYUAN KUANG HUEI	08/16/2007	Active	21	5	0	5	31.25%	19		5			P,S,M,VP,SC	24+		
Exc Award (06/30/2018, 06/30/2019, 06/30/2023)																	
46869	TAOYUAN KUEI SHAN POUI	01/28/1987	Active	33	3	0	3	10.00%	33		1			M,VP,SC	9		\$2,000.00
Exc Award (06/30/2018, 06/30/2020)																	
123748	Taoyuan La La Shan	12/17/2014	Active	27	16	5	11	68.75%	26	0	1			P,S,T,M,VP SC	N/A		
Exc Award (06/30/2017, 06/30/2019, 06/30/2023)																	
84301	TAOYUAN LILY	10/07/2004	Active	45	4	0	4	9.76%	46		5			S,T,M,VP,SC	15		\$9,000.00
Exc Award (06/30/2016, 06/30/2018, 06/30/2023)																	
110053	TAOYUAN LONG SHOU	01/06/2011	Active	23	7	0	7	43.75%	20		5			P,S,T,M,VP SC	24+		\$1,000.00
Exc Award (06/30/2016, 06/30/2023)																	
42453	TAOYUAN LOOCHU	03/21/1983	Active	115	13	1	12	11.65%	132	13	3			P,T,M,VP,SC	9		\$26,000.00
Exc Award (06/30/2018, 06/30/2019)																	
98734	TAOYUAN LOOCHU WOMAN	03/08/2007	Active	74	5	0	5	7.25%	82		5			S,T,M,VP,SC	10		\$6,000.00
Exc Award (06/30/2016, 06/30/2018, 06/30/2023)																	
118190	TAOYUAN LUNG FENG	12/05/2012	Active	23	11	4	7	43.75%	22	1	5			P,S,T,M,VP SC	N/A		\$2,000.00
Exc Award (06/30/2019, 06/30/2022)																	
48309	TAOYUAN LUNG HSIANG	03/24/1988	Active	17	4	3	1	6.25%	18	4	0			P,M,VP,SC	24+		\$1,000.00
Exc Award (06/30/2017, 06/30/2019, 06/30/2023)																	
101576	TAOYUAN NAN KAN	03/21/2008	Active	46	12	1	11	31.43%	53	4	2			S,T,M,VP,SC	24		\$1,000.00
Exc Award (06/30/2017, 06/30/2018, 06/30/2023)																	
115453	TAOYUAN NAN KAN LADIES	10/31/2011	Active	33	7	0	7	26.92%	31		3			S,T,M,VP,SC	N/A		\$3,000.02



Club Health Assessment for District 300B 3 through December 2024

			Status	Membership						Reports					Finance	LCIF	
Club Number	Club Name	Charter Date		Current Member Count	YTD Members Added	YTD Members Dropped	YTD Net Growth	YTD Net Growth%	Member Count 12 Months Ago	Avg. length of service for dropped members	Months Since Last MMR ***	Yrs. Since Last Officer Report	President Rotation	Vice President Reported ****	Months Since Last Activity Report ***	Account Balance	Donations for current Fiscal Year
			Number of times on status quo within last two years	If below 15 members appears				If net loss is greater than 20% appears			If no report in 3 months appears in	When more than one year appears in	Number of repeat terms	Notes the officers that do not have an active	If no report at 12 months red		
Exc Award (06/30/2017, 06/30/2018, 06/30/2019)	37643 TAOYUAN PA TE	10/13/1979	Active	51	5	0	5	10.87%	51		4			P,S,T,M,VP SC	12		\$6,000.00
Exc Award (06/30/2018, 06/30/2020, 06/30/2021)	123746 Taoyuan Pa Te Nu	12/17/2014	Active	19	3	0	3	18.75%	21		5			P,S,T,M,VP SC	N/A		\$1,000.00
Exc Award (06/30/2018, 06/30/2019, 06/30/2020)	48310 TAOYUAN PEACE	03/24/1988	Active	41	6	1	5	13.89%	45	1	0			P,M,VP,SC	9		\$4,000.00
Exc Award (06/30/2016, 06/30/2020, 06/30/2021)	47797 TAOYUAN PHOENIX	10/22/1987	Active	55	8	0	8	17.02%	62		2			P,S,M,VP,SC	13		\$13,000.00
Exc Award (06/30/2018, 06/30/2022)	53582 TAOYUAN PING TING	08/13/1992	Active	32	1	0	1	3.23%	33		5			S,T,M,VP,SC	24+		
Exc Award (06/30/2016, 06/30/2017, 06/30/2021)	43654 TAOYUAN REN AI	03/12/1984	Active	32	0	6	-6	-15.79%	37	11	0			P,S,M,VP,SC	24+		
Exc Award (06/30/2018, 06/30/2023, 06/30/2024)	126874 Taoyuan Ren Ho	02/25/2016	Active	6	0	1	-1	-14.29%	13	4	0		None	P,S,T,M,VP SC	N/A		
Exc Award (06/30/2017, 06/30/2018, 06/30/2021)	52568 TAOYUAN REN YU	02/24/1992	Active	77	24	0	24	45.28%	56		4			P,T,M,VP,SC	24+		\$4,000.00
Exc Award (06/30/2016, 06/30/2017, 06/30/2021)	66302 TAOYUAN SHIH TONG	06/27/2002	Active	23	0	0	0	0.00%	23		9			P,M,VP,SC	24+		\$2,000.00
Exc Award (06/30/2016, 06/30/2017, 06/30/2021)	120734 Taoyuan Shou Hsi	12/05/2013	Active	12	7	1	6	100.00%	18	3	1		2	S,T,M,VP,SC	N/A		
Exc Award (06/30/2017, 06/30/2020, 06/30/2021)	97681 TAOYUAN SUN RISE	09/05/2006	Active	41	6	0	6	17.14%	41		4			P,S,T,M,VP SC	24+		
	52546 TAOYUAN SYH WAI	02/20/1992	Active	26	2	1	1	4.00%	30	21	0		2	P,T,M,VP,SC	21		\$2,000.00
Exc Award (06/30/2016, 06/30/2018, 06/30/2021)	123602 Taoyuan Ta Chia	12/15/2014	Active	26	6	2	4	18.18%	40	7	0			S,T,M,VP,SC	N/A		
Exc Award (06/30/2017, 06/30/2020, 06/30/2021)	115454 TAOYUAN TA CHU	10/31/2011	Active	51	8	3	5	10.87%	51	7	5			P,T,M,VP,SC	N/A		
Exc Award (06/30/2017, 06/30/2018, 06/30/2021)	123485 Taoyuan Ta Ko Kan	10/28/2014	Active	32	6	0	6	23.08%	25		5			P,S,M,VP,SC	N/A		\$3,000.00



Club Health Assessment for District 300B 3 through December 2024

			Status	Membership						Reports					Finance		LCIF
Club Number	Club Name	Charter Date		Current Member Count	YTD Members Added	YTD Members Dropped	YTD Net Growth	YTD Net Growth%	Member Count 12 Months Ago	Avg. length of service for dropped members	Months Since Last MMR ***	Yrs. Since Last Officer Report	President Rotation	Vice President Reported ****	Months Since Last Activity Report ***	Account Balance	Donations for current Fiscal Year
			Number of times on status quo within last two years	If below 15 members appears				If net loss is greater than 20% appears			If no report in 3 months appears in	When more than one year appears in	Number of repeat terms	Notes the officers that do not have an active	If no report at 12 months appears in red		
Exc Award (06/30/2017, 06/30/2018, 06/30/2020)	63499 TAOYUAN TAO TE	08/03/2000	Active	50	7	0	7	16.28%	47		4			P,T,M,VP,SC	24+		
Exc Award (06/30/2017, 06/30/2018, 06/30/2020)	57325 TAOYUAN TE MIN	09/06/1995	Active	49	1	1	0	0.00%	50	12	0	1	None	P,S,T,M,VP SC	24+		\$1,000.00
Exc Award (06/30/2017, 06/30/2018, 06/30/2020)	53891 TAOYUAN TONG SHIN	12/09/1992	Active	25	2	3	-1	-3.85%	28	32	0		2	P,M,VP,SC	24+		\$3,000.00
Exc Award (06/30/2020, 06/30/2024)	52569 TAOYUAN TSUR YUAN	02/24/1992	Active	28	6	1	5	21.74%	24	27	0			P,T,M,VP,SC	24+		\$1,000.00
Exc Award (06/30/2017, 06/30/2018, 06/30/2020)	61935 TAOYUAN TSUR-WEN	05/18/1999	Active	57	7	0	7	14.00%	57		0			T,M,VP,SC	11		\$25,000.00
Exc Award (06/30/2016, 06/30/2022, 06/30/2020)	115314 TAOYUAN TZU TSAI	10/28/2011	Active	26	5	0	5	23.81%	25		4			P,M,VP,SC	9		\$3,000.00
Exc Award (06/30/2016, 06/30/2018, 06/30/2020)	52798 TAOYUAN WAN SHOU	04/01/1992	Active	34	3	0	3	9.68%	31		4			P,T,M,VP,SC	24+		\$5,000.00
Exc Award (06/30/2018, 06/30/2024)	120908 Taoyuan Wu Fu	12/06/2013	Active	47	13	1	12	34.29%	40	1	0			S,T,M,VP,SC	N/A		\$2,000.00
Exc Award (06/30/2017, 06/30/2018, 06/30/2020)	123174 Taoyuan Yuan Yuan	09/22/2014	Active	31	2	1	1	3.33%	34	3	5			P,S,T,M,VP SC	N/A		\$4,000.00
Exc Award (06/30/2016, 06/30/2018, 06/30/2020)																	

Clubs Cancelled Previous Fiscal Year – Clubs Cancelled within last 12 months may be reinstated

Club Number	Club Name	Charter Date	Current Status*	Cancellation Date
84028	TAOYUAN REN SHAW	08/17/2004	Cancelled(8*)	12/29/2023
123734	Taoyuan Ta Tung	12/18/2014	Cancelled(6*)	07/29/2023
153766	Taoyuan Yi Jia Zi	03/01/2023	Cancelled(6*)	06/29/2024



Club Health Assessment for District 300B 3 through December 2024

				Status		Membership							Reports					Finance		LCIF
Club Number	Club Name	Charter Date				Current Member Count	YTD Members Added	YTD Members Dropped	YTD Net Growth	YTD Net Growth%	Member Count 12 Months Ago	Avg. length of service for dropped members	Months Since Last MMR ***	Yrs. Since Last Officer Report	President Rotation	Vice President Reported ****	Months Since Last Activity Report ***	Account Balance	Donations for current Fiscal Year	
						Number of times on status quo within last two years		If below 15 members appears		If net loss is greater than 20% appears			If no report in 3 months appears in	When more than one year appears in	Number of repeat terms		Notes the officers that do not have an active	If no report at 12 months appears in red		
Current Total Clubs Count	YTD New Clubs Count	YTD Cancelled Clubs Count	YTD Net Club Gain	Current Total Members Count	YTD Add	YTD Drop	YTD Net Growth	YTD Net Growth %	Member Count 12 Months Ago	Average Member Count Per Club	% of Clubs with less than 20 members	% No MMR in 3 Months	% No Officer Report in 12 Months	% of Clubs with balance 90+ days	Number of Clubs in Status Quo	% Status Quo Clubs in Financial Suspension	Number of Cancelled Clubs	Average Cancelled Club Age	Members Lost Due to Cancellation	% of Clubs Cancelled for Non-Financial Reasons
85	4	1	3	2,945	581	98	483	19.62%	2,811	35	13%	46%	1%	0%	0	0%	1	30	0	0%

* - P - Priority Club. Cancellation Reasons: 1-Objectives/conduct, 2-Non-active club, 5-Non-existing club, 6-Disbanding, 7-Merger, 8-Financial Suspension, 9-District/Multiple District Dues.

** - Abbreviation: P-President, S-Secretary, T-Treasurer, M-Member Chairperson, VP-First Vice President, MC-Communications Chairperson, SC-Service Chairperson

*** - Abbreviation: N/R - Never reported using the Lions Clubs website, N/A - Not applicable, No password registered for the Lions Clubs website.

**** - Abbreviation: N - New, IP - Immediate Past, R - Repeat.



Club Health Assessment for District 300B 5 through December 2024

			Status	Membership							Reports					Finance		LCIF
Club Number	Club Name	Charter Date		Current Member Count	YTD Members Added	YTD Members Dropped	YTD Net Growth	YTD Net Growth%	Member Count 12 Months Ago	Avg. length of service for dropped members	Months Since Last MMR ***	Yrs. Since Last Officer Report	President Rotation	Vice President Reported ****	Months Since Last Activity Report ***	Account Balance	Donations for current Fiscal Year	
			Number of times on status quo within last two years	If below 15 members appears				If net loss is greater than 20% appears			If no report in 3 months appears in	When more than one year appears in	Number of repeat terms	Notes the officers that do not have an active	If no report at 12 months appears in red			
Clubs less than two years old																		
156119	Taoyuan Tao Le	10/03/2023	Active	40	12	7	5	14.29%	50	1	0			P,S,T,M,VP SC	N/A			
Exc Award (06/30/2024)																		
Clubs more than two years old																		
23367	CHUNG LI	01/10/1967	Active	45	0	3	-3	-6.25%	54	9	0			P,S,M,VP,SC	15		\$5,000.01	
Exc Award (06/30/2017, 06/30/2022, 06/30/2024)																		
51145	CHUNG LI CITY LI YU	12/26/1990	Active	27	0	2	-2	-6.90%	29	10	0			M,VP,SC	15		\$3,000.02	
Exc Award (06/30/2017, 06/30/2018, 06/30/2024)																		
55349	CHUNG LI CITY TAOYUAN JONGYUAN	02/24/1994	Active	31	3	2	1	3.33%	30	4	0			P,S,T,M,VP SC	24+		\$1,000.00	
Exc Award (06/30/2016, 06/30/2020, 06/30/2024)																		
34323	LUNG TANG L C	07/18/1977	Active	67	7	0	7	11.67%	63		0			M,VP,SC	24+		\$1,000.01	
Exc Award (06/30/2016, 06/30/2017, 06/30/2024)																		
38705	PING CHENG L C	06/12/1980	Active	44	3	3	0	0.00%	45	27	1			P,T,M,VP,SC	9		\$1,000.01	
Exc Award (06/30/2016, 06/30/2018, 06/30/2024)																		
48385	TAOYUAN ANGEL	04/06/1988	Active	22	3	6	-3	-12.00%	26	8	4			M,VP,SC	9		\$13,000.00	
Exc Award (06/30/2020, 06/30/2022, 06/30/2024)																		
120198	Taoyuan Chiao Chih Ya	08/21/2013	Active	21	2	0	2	10.53%	19		5			P,S,T,M,VP SC	24+		\$10,000.04	
Exc Award (06/30/2016, 06/30/2017, 06/30/2024)																		
150342	Taoyuan Chin Hsing	04/04/2022	Active	28	4	1	3	12.00%	31	2	5			S,T,M,VP,SC	N/A			
Exc Award (06/30/2024)																		
48487	TAOYUAN CHIN KUO	04/20/1988	Active	35	0	1	-1	-2.78%	40	14	0			S,M,VP,SC	14		\$2,999.99	
Exc Award (06/30/2016, 06/30/2018, 06/30/2024)																		
120736	Taoyuan Ching Pu	12/03/2013	Active	79	51	5	46	139.39%	38	2	0			T,M,VP,SC	N/A			
Exc Award (06/30/2018)																		
98735	TAOYUAN CHING YING	03/08/2007	Active	17	3	2	1	6.25%	20	1	0			P,M,VP,SC	9		\$1,000.01	
Exc Award (06/30/2017, 06/30/2020, 06/30/2024)																		
60978	TAOYUAN CHUNG HSIAO	06/29/1998	Active	11	5	0	5	83.33%	7		3			P,S,T,M,VP SC	24+			
Exc Award (06/30/2018, 06/30/2019)																		
49873	TAOYUAN CHUNG HSING	09/29/1989	Active	30	4	3	1	3.45%	32	2	4			S,M,VP,SC	24+		\$1,999.99	



Club Health Assessment for District 300B 5 through December 2024

			Status	Membership							Reports					Finance	LCIF	
Club Number	Club Name	Charter Date		Current Member Count	YTD Members Added	YTD Members Dropped	YTD Net Growth	YTD Net Growth%	Member Count 12 Months Ago	Avg. length of service for dropped members	Months Since Last MMR ***	Yrs. Since Last Officer Report	President Rotation	Vice President Reported ****	Months Since Last Activity Report ***	Account Balance	Donations for current Fiscal Year	
			Number of times on status quo within last two years	If below 15 members appears					If net loss is greater than 20% appears			If no report in 3 months appears in	When more than one year appears in	Number of repeat terms	Notes the officers that do not have an active	If no report at 12 months appears in red		
Exc Award (06/30/2018, 06/30/2019, 06/30/2020)	123604 Taoyuan Chung Li Nu	12/15/2014	Active	17	3	1	2	13.33%	21	1	5			T,M,VP,SC	N/A			
Exc Award (06/30/2020, 06/30/2023)	59941 TAOYUAN CHUNG YI	09/09/1997	Active	39	3	1	2	5.41%	40	1	0			S,T,M,VP,SC	24+		\$1,000.00	
Exc Award (06/30/2016, 06/30/2022, 06/30/2023)	103646 TAOYUAN DIAMOND	09/18/2008	Active	29	1	2	-1	-3.33%	32	2	0			T,M,VP,SC	24+			
Exc Award (06/30/2017, 06/30/2018, 06/30/2019)	61545 TAOYUAN E SUN	02/22/1999	Active	39	2	1	1	2.63%	40	1	0			P,T,M,VP,SC	24+		\$1,000.01	
Exc Award (06/30/2016, 06/30/2017, 06/30/2018)	130632 Taoyuan Fong Siang	04/13/2017	Active	10	2	1	1	11.11%	8	1	5			P,T,M,VP,SC	N/A			
Exc Award (06/30/2018, 06/30/2019, 06/30/2020)	52526 TAOYUAN GREAT WINS	02/17/1992	Active	28	10	2	8	40.00%	18	1	0			P,M,VP,SC	24+		\$2,000.02	
Exc Award (06/30/2016, 06/30/2017, 06/30/2018)	124684 Taoyuan Great Wins Woman	06/10/2015	Active	25	5	1	4	19.05%	24	1	4			S,M,VP,SC	N/A		\$4,000.04	
Exc Award (06/30/2016, 06/30/2018, 06/30/2020)	136793 Taoyuan Guang De	12/18/2018	Active	33	11	2	9	37.50%	26	2	0			P,M,VP,SC	N/A			
Exc Award (06/30/2024)	123596 Taoyuan Hai Hua	12/15/2014	Active	25	4	1	3	13.64%	31	4	1			P,S,T,M,VP SC	N/A		\$7,000.05	
Exc Award (06/30/2017, 06/30/2020, 06/30/2023)	123078 Taoyuan Hsiang Her	09/04/2014	Active	38	3	0	3	8.57%	64		4			P,T,M,VP,SC	N/A		\$3,000.02	
Exc Award (06/30/2017, 06/30/2018, 06/30/2019)	44089 TAOYUAN HSIEN HSIN YI	06/30/1984	Active	53	8	3	5	10.42%	51	26	0			P,T,M,VP,SC	16		\$5,000.00	
Exc Award (06/30/2018, 06/30/2020, 06/30/2023)	50664 TAOYUAN HSIEN LI CHING	06/12/1990	Active	31	7	4	3	10.71%	29	27	1			T,M,VP,SC	24+		\$3,000.01	
Exc Award (06/30/2018, 06/30/2019)	42581 TAOYUAN HSIEN NEILI	04/07/1983	Active	29	10	0	10	52.63%	20		2			M,VP,SC	24+			
Exc Award (06/30/2016, 06/30/2019, 06/30/2020)	103648 TAOYUAN HSIEN YA TAI	09/18/2008	Active	58	3	0	3	5.45%	60		4			P,S,T,M,VP SC	24+		\$5,000.00	
Exc Award (06/30/2016, 06/30/2018, 06/30/2020)																		




Club Health Assessment for District 300B 5 through December 2024

			Status	Membership							Reports					Finance		LCIF
Club Number	Club Name	Charter Date		Current Member Count	YTD Members Added	YTD Members Dropped	YTD Net Growth	YTD Net Growth%	Member Count 12 Months Ago	Avg. length of service for dropped members	Months Since Last MMR ***	Yrs. Since Last Officer Report	President Rotation	Vice President Reported ****	Months Since Last Activity Report ***	Account Balance	Donations for current Fiscal Year	
			Number of times on status quo within last two years	If below 15 members appears				If net loss is greater than 20% appears			If no report in 3 months appears in	When more than one year appears in	Number of repeat terms	Notes the officers that do not have an active	If no report at 12 months red			
37713	TAOYUAN HSIEN YANG MEI	11/26/1979	Active	38	9	3	6	18.75%	35	14	0			P,T,M,VP,SC	24+		\$1,000.00	
	Exc Award (06/30/2019, 06/30/2024)																	
40327	TAOYUAN HSIN WU	08/27/1981	Active	46	10	0	10	27.78%	32		2			P,S,T,M,VP SC	24+			
	Exc Award (06/30/2018, 06/30/2023, 06/30/2024)																	
123595	Taoyuan Hua Hsun	12/15/2014	Active	27	0	0	0	0.00%	25		6			S,T,M,VP,SC	12			
	Exc Award (06/30/2018, 06/30/2019, 06/30/2020)																	
58909	TAOYUAN KUAN YIN	12/09/1996	Active	70	9	0	9	14.75%	66		5			P,S,T,M,VP SC	9		\$5,000.01	
	Exc Award (06/30/2018, 06/30/2023)																	
115292	TAOYUAN KUAN YIN NU	10/28/2011	Active	28	4	2	2	7.69%	34	2	0			P,T,M,VP,SC	N/A		\$1,000.01	
	Exc Award (06/30/2019, 06/30/2020, 06/30/2021)																	
121528	Taoyuan Li Min	03/19/2014	Active	25	0	0	0	0.00%	26		2			S,T,M,VP,SC	N/A		\$10,000.01	
	Exc Award (06/30/2018, 06/30/2022)																	
118705	TAOYUAN LING HANG	02/12/2013	Active	20	8	5	3	17.65%	19	3	2			P,S,T,M,VP SC	N/A			
	Exc Award (06/30/2016, 06/30/2018, 06/30/2020)																	
123205	Taoyuan Liu Tu	09/25/2014	Active	22	3	1	2	10.00%	31	10	3			S,T,M,VP,SC	N/A		\$1,000.01	
	Exc Award (06/30/2016, 06/30/2022, 06/30/2023)																	
64791	TAOYUAN LONG SHING	11/08/2001	Active	35	11	0	11	45.83%	25		3			P,S,M,VP,SC	24+		\$2,000.02	
	Exc Award (06/30/2016, 06/30/2023)																	
53568	TAOYUAN LUNG CHUAN	08/06/1992	Active	30	3	0	3	11.11%	30		5			P,S,T,M,VP SC	24+			
	Exc Award (06/30/2016, 06/30/2017, 06/30/2020)																	
117942	TAOYUAN NEW VISION	10/08/2012	Active	24	6	1	5	26.32%	24	6	5			M,VP,SC	N/A		\$1,000.01	
	Exc Award (06/30/2019, 06/30/2023)																	
139738	Taoyuan NTUT	10/02/2019	Active	14	5	4	1	7.69%	20	2	1			S,T,M,VP,SC	24+			
	Exc Award (06/30/2023)																	
121427	Taoyuan Nu	02/28/2014	Active	19	3	0	3	18.75%	20		3			P,T,M,VP,SC	24+		\$2,000.00	
	Exc Award (06/30/2018, 06/30/2019, 06/30/2020)																	
43037	TAOYUAN PUHSIN	09/21/1983	Active	25	3	0	3	13.64%	21		5			S,T,M,VP,SC	24+			
	Exc Award (06/30/2017, 06/30/2018, 06/30/2020)																	
121751	Taoyuan Real Estate Agent for Public Welfare	04/04/2014	Active	39	14	11	3	8.33%	35	5	0			P,S,T,M,VP SC	N/A			



Club Health Assessment for District 300B 5 through December 2024

			Status	Membership							Reports					Finance	LCIF	
Club Number	Club Name	Charter Date		Current Member Count	YTD Members Added	YTD Members Dropped	YTD Net Growth	YTD Net Growth%	Member Count 12 Months Ago	Avg. length of service for dropped members	Months Since Last MMR ***	Yrs. Since Last Officer Report	President Rotation	Vice President Reported ****	Months Since Last Activity Report ***	Account Balance	Donations for current Fiscal Year	
			Number of times on status quo within last two years	If below 15 members appears			If net loss is greater than 20% appears			If no report in 3 months appears in			When more than one year appears in	Number of repeat terms	Notes the officers that do not have an active	If no report at 12 months appears in red		
Exc Award (06/30/2018, 06/30/2020, 06/30/2022)																		
60674	TAOYUAN SHENG TE	04/21/1998	Active	12	2	1	1	9.09%	14	21	0			P,T,M,VP,SC	24+		\$2,000.00	
Exc Award (06/30/2018, 06/30/2019, 06/30/2022)																		
122874	Taoyuan Shuang Yuan	07/31/2014	Active	29	4	0	4	16.00%	27		3			M,VP,SC	N/A		\$7,000.06	
Exc Award (06/30/2016, 06/30/2017, 06/30/2022)																		
123749	Taoyuan Tai Shan	12/17/2014	Active	17	3	1	2	13.33%	17	1	2			P,M,VP,SC	N/A			
Exc Award (06/30/2016, 06/30/2019, 06/30/2022)																		
62516	TAOYUAN TZU CHIANG	11/23/1999	Active	45	4	1	3	7.14%	43	25	0			P,S,T,M,VP,SC	24+			
Exc Award (06/30/2016, 06/30/2017, 06/30/2022)																		
126576	Taoyuan Way Hair	01/22/2016	Active	51	13	1	12	30.77%	41	1	1			M,VP,SC	12		\$1,000.00	
Exc Award (06/30/2018, 06/30/2022, 06/30/2024)																		
148266	Taoyuan Yong De	09/16/2021	Active	35	8	1	7	25.00%	40	1	0		2	S,M,VP,SC	N/A		\$1,000.00	
Exc Award (06/30/2018, 06/30/2023, 06/30/2024)																		
133239	Taoyuan Zhen Lian	11/27/2017	Active	31	2	6	-4	-11.43%	34	4	0			S,T,M,VP,SC	N/A			
Exc Award (06/30/2018, 06/30/2023, 06/30/2024)																		
115455	TAOYUAN ZHEN XIANG	10/31/2011	Active	11	1	0	1	10.00%	16		5			P,S,T,M,VP,SC	24+		\$1,000.01	
Exc Award (06/30/2018, 06/30/2022)																		

Clubs Cancelled Previous Fiscal Year – Clubs Cancelled within last 12 months may be reinstated

Club Number	Club Name	Charter Date	Current Status*	Cancellation Date
133831	Taoyuan NTUB Campus	02/19/2018	Cancelled(6*)	04/29/2024

Current Total Clubs Count	YTD New Clubs Count	YTD Cancelled Clubs Count	YTD Net Club Gain	Current Total Members Count	YTD Add	YTD Drop	YTD Net Growth	YTD Net Growth %	Member Count 12 Months Ago	Average Member Count Per Club	% of Clubs with less than 20 members	% No MMR in 3 Months	% No Officer Report in 12 Months	% of Clubs with balance 90+ days	Number of Clubs in Status Quo	% Status Quo Clubs in Financial Suspension	Number of Cancelled Clubs	Average Cancelled Club Age	Members Lost Cancellation	% of Clubs Cancelled for Non-Financial Reasons
51	0	0	0	1,644	294	92	202	14.01%	1,623	32	18%	39%	0%	0%	0	0%	0	0	0	0%

* - P - Priority Club. Cancellation Reasons: 1-Objectives/conduct, 2-Non-active club, 5-Non-existing club, 6-Disbanding, 7-Merger, 8-Financial Suspension, 9-District/Multiple District Dues.

** - Abbreviation: P-President, S-Secretary, T-Treasurer, M-Member Chairperson, VP-First Vice President, MC-Communications Chairperson, SC-Service Chairperson

*** - Abbreviation: N/R - Never reported using the Lions Clubs website, N/A - Not applicable, No password registered for the Lions Clubs website.

**** - Abbreviation: N - New, IP - Immediate Past, R - Repeat.



Club Health Assessment for District 300B 6 through December 2024

			Status	Membership						Reports					Finance		LCIF
Club Number	Club Name	Charter Date		Current Member Count	YTD Members Added	YTD Members Dropped	YTD Net Growth	YTD Net Growth%	Member Count 12 Months Ago	Avg. length of service for dropped members	Months Since Last MMR ***	Yrs. Since Last Officer Report	President Rotation	Vice President Reported ****	Months Since Last Activity Report ***	Account Balance	Donations for current Fiscal Year
			Number of times on status quo within last two years	If below 15 members appears				If net loss is greater than 20% appears			If no report in 3 months appears in	When more than one year appears in	Number of repeat terms	Notes the officers that do not have an active	If no report at 12 months red		
Clubs less than two years old																	
155417	Hsinchu City Glorious	08/14/2023	Active	25	2	0	2	8.70%	27		4			T,M,VP,SC	3		\$1,000.00
	Exc Award (06/30/2024)																
179041	HSINCHU COUNTY TECHNOLOGY	11/05/2024	Newly Chartered	30	30	0	30	100.00%	0		1			T,M,VP,SC	N/A		
175940	Jhunan Li Jing	07/23/2024	Active	41	53	12	41	100.00%	0	0	0			T,M,VP,SC	N/R		\$5,000.00
Clubs more than two years old																	
136310	Baoshan	09/05/2018	Active	27	9	1	8	42.11%	23	0	0			M,VP,SC	1		
	Exc Award (06/30/2023)																
41051	CHIUNGLIN	03/26/1982	Active	6	0	0	0	0.00%	6		4			P,S,T,M,VP SC	24+		
23366	CHU NAN	11/03/1968	Active	33	1	0	1	3.13%	41		0			T,M,VP,SC	11		\$7,000.00
	Exc Award (06/30/2018, 06/30/2023)																
45429	CHU NAN SOUTHWEST	10/28/1985	Active	61	3	0	3	5.17%	63		3			S,T,M,VP,SC	22		\$13,000.00
	Exc Award (06/30/2022)																
56218	CHU NAN UNION	11/07/1994	Active	32	2	0	2	6.67%	39		4			P,T,M,VP,SC	11		\$1,000.00
	Exc Award (06/30/2016, 06/30/2022, 06/30/20)																
133548	Chupei City Da Shing	01/03/2018	Active	31	4	0	4	14.81%	29		4			P,T,M,VP,SC	N/A		\$1,000.00
	Exc Award (06/30/2023)																
55952	CHUPEI HWA HSING	06/28/1994	Active	50	4	1	3	6.38%	38	17	0			S,T,M,VP,SC	23		\$17,000.00
	Exc Award (06/30/2016, 06/30/2017, 06/30/20)																
58397	CHUPEI HWA MEI	06/10/1996	Active	36	9	0	9	33.33%	57		0			P,T,M,VP,SC	1		\$2,000.00
	Exc Award (06/30/2017, 06/30/2020, 06/30/20)																
40543	CHUPEI L C	11/16/1981	Active	58	7	4	3	5.45%	59	2	0			P,S,T,M,VP SC	24+		215,000.00
	Exc Award (06/30/2017, 06/30/2022)																
46080	CHUTUNG TA TUNG	04/28/1986	Active	29	4	3	1	3.57%	28	4	0			P,T,M,VP,SC	24		\$2,000.00
	Exc Award (06/30/2021, 06/30/2023, 06/30/20)																
53610	CHUTUNG TSYR AN	08/25/1992	Active	8	0	0	0	0.00%	9		4		2	P,S,T,M,VP SC	24+		\$5,000.00
41389	HOULUNG L C	05/17/1982	Active	40	3	1	2	5.26%	57	43	0			P,S,T,M,VP SC	24+		\$2,000.00
	Exc Award (06/30/2016, 06/30/2022, 06/30/20)																



Club Health Assessment for District 300B 6 through December 2024

			Status	Membership						Reports					Finance		LCIF
Club Number	Club Name	Charter Date		Current Member Count	YTD Members Added	YTD Members Dropped	YTD Net Growth	YTD Net Growth%	Member Count 12 Months Ago	Avg. length of service for dropped members	Months Since Last MMR ***	Yrs. Since Last Officer Report	President Rotation	Vice President Reported ****	Months Since Last Activity Report ***	Account Balance	Donations for current Fiscal Year
			Number of times on status quo within last two years	If below 15 members appears				If net loss is greater than 20% appears			If no report in 3 months appears in	When more than one year appears in	Number of repeat terms	Notes the officers that do not have an active	If no report at 12 months appears in red		
40377	HSIN FENG L C	09/16/1981	Active	30	0	0	0	0.00%	49		4			P,S,T,M,VP SC	24+		\$6,100.00
Exc Award (06/30/2016, 06/30/2021, 06/30/2023)																	
52545	HSIN PU HSIN HSIN	02/20/1992	Active	37	0	0	0	0.00%	49		4			P,S,T,M,VP SC	9		\$3,000.00
Exc Award (06/30/2022, 06/30/2023)																	
39913	HSIN PU VILLAGE L C	05/20/1981	Active	33	3	3	0	0.00%	35	9	0			P,M,VP,SC	9		\$8,000.00
Exc Award (06/30/2016, 06/30/2022, 06/30/2023)																	
23372	HSINCHU	03/13/1966	Active	34	4	0	4	13.33%	40		3			P,M,VP,SC	1		\$5,000.00
Exc Award (06/30/2017, 06/30/2022)																	
23373	HSINCHU CENTRAL	10/18/1970	Active	140	16	3	13	10.24%	133	0	0			M,VP	16		\$39,000.00
Exc Award (06/30/2016, 06/30/2019, 06/30/2023)																	
98370	HSINCHU CHENAI	01/26/2007	Active	28	10	0	10	55.56%	22		4			P,S,T,M,VP SC	24+		\$1,000.00
Exc Award (06/30/2023)																	
34405	HSINCHU CHENG KUNG	08/08/1977	Active	32	3	0	3	10.34%	27		0			P,S,T,M,VP SC	23		
Exc Award (06/30/2017, 06/30/2023, 06/30/2023)																	
44572	HSINCHU CHENG TE	01/31/1985	Active	32	6	0	6	23.08%	36		3			M,VP,SC	24+		
Exc Award (06/30/2016, 06/30/2023)																	
135968	Hsinchu Chihyin Arts	08/22/2018	Active	14	7	3	4	40.00%	23	3	0			P,T,M,VP,SC	11		
Exc Award (06/30/2023)																	
55610	HSINCHU CHU KUANG	04/27/1994	Active	18	6	2	4	28.57%	19	0	0			P,S,T,M,VP SC	24+		
38871	HSINCHU CHUNG CHENG L C	08/29/1980	Active	38	6	1	5	15.15%	37	24	0			P,S,T,M,VP SC	24		\$1,000.00
Exc Award (06/30/2023)																	
55113	HSINCHU CHUNG HSIAO	12/08/1993	Active	28	5	0	5	21.74%	22		1			M,VP,SC	1		\$4,000.00
Exc Award (06/30/2016)																	
53858	HSINCHU CHUNG HSING	12/01/1992	Active	49	3	1	2	4.26%	68	1	0			P,M,VP,SC	13		\$5,000.00
Exc Award (06/30/2016, 06/30/2023)																	
42451	HSINCHU CHUNG SHAN	03/21/1983	Active	19	1	0	1	5.56%	19		3			P,S,T,M,VP SC	24+		\$1,000.00
Exc Award (06/30/2023)																	
151901	Hsinchu City Happy	07/22/2022	Active	31	4	0	4	14.81%	112		4		2	T,M,VP,SC	N/R		\$1,000.00
Exc Award (06/30/2023)																	



Club Health Assessment for District 300B 6 through December 2024

			Status	Membership							Reports					Finance		LCIF
Club Number	Club Name	Charter Date		Current Member Count	YTD Members Added	YTD Members Dropped	YTD Net Growth	YTD Net Growth%	Member Count 12 Months Ago	Avg. length of service for dropped members	Months Since Last MMR ***	Yrs. Since Last Officer Report	President Rotation	Vice President Reported ****	Months Since Last Activity Report ***	Account Balance	Donations for current Fiscal Year	
			Number of times on status quo within last two years	If below 15 members appears				If net loss is greater than 20% appears			If no report in 3 months appears in	When more than one year appears in	Number of repeat terms	Notes the officers that do not have an active	If no report at 12 months appears in red			
135969	Hsinchu City Hsinyun	08/22/2018	Active	28	5	0	5	21.74%	46		2			P,M,VP,SC	10		\$3,000.00	
	Exc Award (06/30/2021, 06/30/2024)																	
139354	Hsinchu City Queen	07/29/2019	Active	49	22	0	22	81.48%	29		0			M,VP,SC	2		\$7,300.00	
	Exc Award (06/30/2021, 06/30/2023, 06/30/2024)																	
50883	HSINCHU CITY REN TE	08/08/1990	Active	40	24	0	24	150.00%	21		3			P,S,T,M,VP SC	22		\$20,000.00	
	Exc Award (06/30/2017)																	
118204	HSINCHU CITY WEBINAR	10/29/2012	Active	20	12	0	12	150.00%	10		4			T,M,VP,SC	21		\$5,000.00	
	Exc Award (06/30/2022)																	
129133	Hsinchu County Cultural & Educational	11/30/2016	Active	20	20	0	20	100.00%	4		2			P,S,T,M,VP SC	N/A			
	Exc Award (06/30/2023)																	
98371	HSINCHU COUNTY FENGHSIN	01/26/2007	Active	30	11	0	11	57.89%	55		4			M,VP,SC	2		\$2,000.00	
	Exc Award (06/30/2016, 06/30/2021, 06/30/2024)																	
126614	Hsinchu County Shan Chi	01/27/2016	Active	18	4	0	4	28.57%	23		4			T,M,VP,SC	23		\$5,000.00	
	Exc Award (06/30/2022)																	
128449	Hsinchu County Volunteer Firemen	09/13/2016	Active	12	0	3	-3	-20.00%	21	4	0		2	T,M,VP,SC	N/A			
105360	HSINCHU FENG CHENG	05/01/2009	Active	39	8	7	1	2.63%	31	5	0			M,VP,SC	3			
	Exc Award (06/30/2017, 06/30/2021, 06/30/2024)																	
45304	HSINCHU GUAN TUNG	07/23/1985	Active	36	11	0	11	44.00%	52		0			T,M,VP,SC	11		\$4,000.00	
	Exc Award (06/30/2016)																	
42855	HSINCHU HENGSHAN	06/13/1983	Active	10	2	4	-2	-16.67%	18	10	3			P,S,T,M,VP SC	24+			
	Exc Award (06/30/2023)																	
37711	HSINCHU HSIEN CHU TUNG	11/26/1979	Active	29	9	1	8	38.10%	27	1	4			P,S,M,VP,SC	9			
	Exc Award (06/30/2017, 06/30/2020, 06/30/2024)																	
51757	HSINCHU HSIN HSING	06/03/1991	Active	25	4	0	4	19.05%	20		4			T,M,VP,SC	24+		\$2,000.00	
	Exc Award (06/30/2023)																	
51520	HSINCHU KUANG HUI	04/04/1991	Active	32	5	2	3	10.34%	40	2	0			P,T,M,VP,SC	12		\$8,000.00	
	Exc Award (06/30/2017, 06/30/2022, 06/30/2024)																	
43167	HSINCHU KUANG HWA	11/07/1983	Active	77	6	6	0	0.00%	92	13	0			P,T,M,VP,SC	22		\$20,000.00	




Club Health Assessment for District 300B 6 through December 2024

			Status	Membership						Reports					Finance	LCIF		
Club Number	Club Name	Charter Date		Current Member Count	YTD Members Added	YTD Members Dropped	YTD Net Growth	YTD Net Growth%	Member Count 12 Months Ago	Avg. length of service for dropped members	Months Since Last MMR ***	Yrs. Since Last Officer Report	President Rotation	Vice President Reported ****	Months Since Last Activity Report ***	Account Balance	Donations for current Fiscal Year	
			Number of times on status quo within last two years	If below 15 members appears				If net loss is greater than 20% appears			If no report in 3 months appears in	When more than one year appears in	Number of repeat terms		Notes the officers that do not have an active	If no report at 12 months appears in red		
Exc Award (06/30/2016, 06/30/2021, 06/30/2022)																		
104323	HSINCHU KUANG YAO	01/09/2009	Active	49	14	0	14	40.00%	90		3				P,T,M,VP,SC	24+		\$3,000.01
Exc Award (06/30/2016, 06/30/2021)																		
66508	HSINCHU MING YAO	07/29/2002	Active	9	2	0	2	28.57%	7		3				P,S,M,VP,SC	21		
Exc Award (06/30/2016, 06/30/2017, 06/30/2022)																		
43790	HSINCHU OMEI	04/02/1984	Active	30	0	0	0	0.00%	32		4				P,S,T,M,VP SC	24+		\$1,000.00
Exc Award (06/30/2016, 06/30/2023)																		
40325	HSINCHU PEI PU	08/27/1981	Active	44	0	11	-11	-20.00%	41	4	4				P,T,M,VP,SC	4		
Exc Award (06/30/2022)																		
61662	HSINCHU PHOENIX	03/24/1999	Active	36	3	27	-24	-40.00%	68	2	0				T,M,VP,SC	0		\$2,000.00
Exc Award (06/30/2016, 06/30/2019, 06/30/2022)																		
48084	HSINCHU PO AI	01/25/1988	Active	51	11	0	11	27.50%	47		4				M,VP,SC	12		\$9,000.00
Exc Award (06/30/2017, 06/30/2018, 06/30/2022)																		
136527	Hsinchu Rich and Moral	09/26/2018	Active	8	3	0	3	60.00%	15		4				P,T,M,VP,SC	N/A		
Exc Award (06/30/2023)																		
49209	HSINCHU TSUR HUEY	02/06/1989	Active	25	0	0	0	0.00%	27		4				P,S,T,M,VP SC	24+		
Exc Award (06/30/2023)																		
57294	HSINCHU UNICORN	08/18/1995	Active	26	1	1	0	0.00%	47	17	0				P,S,T,M,VP SC	22		\$3,000.00
Exc Award (06/30/2016, 06/30/2022, 06/30/2023)																		
147773	Hsinchu Yushan	08/02/2021	Active	50	5	1	4	8.70%	66	15	0				P,T,M,VP,SC	0		\$6,000.00
Exc Award (06/30/2023)																		
57828	HSINPU SUNG YUN	02/12/1996	Active	18	1	1	0	0.00%	35	22	0				M,VP,SC	4		\$6,000.00
Exc Award (06/30/2016, 06/30/2021, 06/30/2022)																		
51579	HU KOU HSIANG HSI HWU	04/24/1991	Active	41	16	0	16	64.00%	22		3				P,T,M,VP,SC	24+		\$2,000.00
Exc Award (06/30/2024)																		
48308	KUAN HSI HUEY CHYUN	03/24/1988	Active	54	5	0	5	10.20%	63		4				P,T,M,VP,SC	4		\$4,000.00
Exc Award (06/03/2016, 06/30/2021, 06/30/2022)																		
43383	KUNGKUAN	01/10/1984	Active	40	3	1	2	5.26%	57	4	0				S,T,M,VP,SC	8		\$24,000.00
Exc Award (06/30/2017, 06/30/2023)																		



Club Health Assessment for District 300B 6 through December 2024

			Status	Membership							Reports					Finance	LCIF
Club Number	Club Name	Charter Date		Current Member Count	YTD Members Added	YTD Members Dropped	YTD Net Growth	YTD Net Growth%	Member Count 12 Months Ago	Avg. length of service for dropped members	Months Since Last MMR ***	Yrs. Since Last Officer Report	President Rotation	Vice President Reported ****	Months Since Last Activity Report ***	Account Balance	Donations for current Fiscal Year
			Number of times on status quo within last two years	If below 15 members appears				If net loss is greater than 20% appears			If no report in 3 months appears in	When more than one year appears in	Number of repeat terms	Notes the officers that do not have an active	If no report at 12 months red		
40545	KWANHSI L C	11/16/1981	Active	65	6	0	6	10.17%	63		3			P,M,VP,SC	10		\$3,000.00
	Exc Award (06/30/2017)																
23385	MIAOLI	04/04/1965	Active	21	4	3	1	5.00%	29	2	0			P,T,M,VP,SC	24+		
	Exc Award (06/30/2023)																
42578	MIAOLI CENTRAL	04/29/1983	Active	21	0	1	-1	-4.55%	25	33	0			T,M,VP,SC	3		
	Exc Award (06/30/2016, 06/30/2022, 06/30/20)																
104568	MIAOLI COUNTY HSIN YA	02/03/2009	Active	30	3	1	2	7.14%	33	0	0			P,T,M,VP,SC	1		\$7,000.00
	Exc Award (06/30/2016, 06/30/2023, 06/30/20)																
67163	MIAOLI COUNTY NAN FENG	01/28/2003	Active	28	3	1	2	7.69%	39	16	2			P,S,T,M,VP SC	11		\$5,000.00
	Exc Award (06/30/2016, 06/30/2021, 06/30/20)																
59269	MIAOLI GREAT LAKE	03/20/1997	Active	27	9	1	8	42.11%	33	0	0			P,T,M,VP,SC	24+		
	Exc Award (06/30/2016, 06/30/2021, 06/30/20)																
52906	MIAOLI HWA HSIN	04/14/1992	Active	21	3	7	-4	-16.00%	69	8	0			M,VP,SC	21		\$6,000.00
	Exc Award (06/30/2017, 06/30/2022, 06/30/20)																
60673	MIAOLI YUFENG	04/21/1998	Active	29	3	0	3	11.54%	38		4			P,S,T,M,VP SC	9		\$13,000.00
	Exc Award (06/30/2017, 06/30/2019, 06/30/20)																
52762	TORNG LWO	03/31/1992	Active	0	0	0	0	0.00%	29		5	1	None	P,S,T,M,VP SC	24+		
	Exc Award (06/30/2016, 06/30/2023)																
32831	TOUFEN	10/12/1976	Active	44	7	1	6	15.79%	40	18	0			P,S,T,M,VP SC	24+		\$4,000.00
	Exc Award (06/30/2016, 06/30/2023)																
53569	TOUFEN DONG SHENG	08/06/1992	Active	32	1	0	1	3.23%	39		4			P,T,M,VP,SC	10		\$9,000.00
	Exc Award (06/30/2016, 06/30/2021)																
50591	TOUFEN HSIN YI	05/23/1990	Active	28	2	0	2	7.69%	38		4			P,S,T,M,VP SC	24+		\$1,000.00
58802	TOUFEN TOWN HUEI KUANG	10/29/1996	Active	26	7	0	7	36.84%	47		3			M,VP,SC	1		\$6,000.00
	Exc Award (06/30/2018, 06/30/2022)																
95731	TOUWU	02/17/2006	Active	27	0	5	-5	-15.63%	31	4	0			P,S,T,M,VP SC	24+		\$1,000.00
	Exc Award (06/30/2023)																
36500	TUNG HSIAO	01/29/1979	Active	27	1	0	1	3.85%	59		3			M,VP,SC	16		\$7,000.00
	Exc Award (06/30/2016, 06/30/2022, 06/30/20)																



Club Health Assessment for District 300B 6 through December 2024

					Membership										Reports				Finance		LCIF
Club Number	Club Name	Charter Date	Status	Current Member Count	YTD Members Added	YTD Members Dropped	YTD Net Growth	YTD Net Growth%	Member Count 12 Months Ago	Avg. length of service for dropped members	Months Since Last MMR ***	Yrs. Since Last Officer Report	President Rotation	Vice President Reported ****	Months Since Last Activity Report ***	Account Balance	Donations for current Fiscal Year				
			Number of times on status quo within last two years	If below 15 members appears				If net loss is greater than 20% appears			If no report in 3 months appears in	When more than one year appears in	Number of repeat terms	Notes the officers that do not have an active	If no report at 12 months appears in red						
57887	TUNG HSIAO LILY	02/20/1996	Active	28	3	0	3	12.00%	36		3			T,M,VP,SC	24+						
	Exc Award (06/30/2016, 06/30/2023)																				
33458	YUAN LI L C	03/14/1977	Active	24	2	0	2	9.09%	26		4			P,S,T,M,VP SC	24+		\$2,000.00				
	Exc Award (06/30/2016, 06/30/2022, 06/30/20																				
51758	YUAN LI TOWN TSYR YING	06/03/1991	Active	20	2	0	2	11.11%	18		5			P,S,T,M,VP SC	16		\$1,000.00				
	Exc Award (06/30/2016, 06/30/2023, 06/30/20																				
Current Total Clubs Count	YTD New Clubs Count	YTD Cancelled Clubs Count	YTD Net Club Gain	Current Total Members Count	YTD Add	YTD Drop	YTD Net Growth	YTD Net Growth %	Member Count 12 Months Ago	Average Member Count Per Club	% of Clubs with less than 20 members	% No MMR in 3 Months	% No Officer Report in 12 Months	% of Clubs with balance 90+ days	Number of Clubs in Status Quo	% Status Quo Clubs in Financial Suspension	Number of Cancelled Clubs	Average Cancelled Club Age	Members Lost Due to Cancellation	% of Clubs Cancelled for Non-Financial Reasons	
77	2	0	2	2,514	468	120	348	16.07%	2,965	33	16%	51%	1%	0%	0	0%	0	0	0	0%	

* - P - Priority Club. Cancellation Reasons: 1-Objectives/conduct, 2-Non-active club, 5-Non-existing club, 6-Disbanding, 7-Merger, 8-Financial Suspension, 9-District/Multiple District Dues.

** - Abbreviation: P-President, S-Secretary, T-Treasurer, M-Member Chairperson, VP-First Vice President, MC-Communications Chairperson, SC-Service Chairperson

*** - Abbreviation: N/R - Never reported using the Lions Clubs website, N/A - Not applicable, No password registered for the Lions Clubs website.

**** - Abbreviation: N - New, IP - Immediate Past, R - Repeat.